

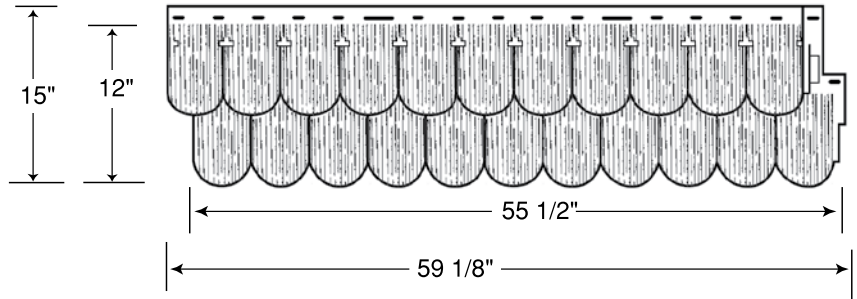
Scalloped Perfection

Panel And Corner Dimensions

Scalloped Perfection

Panel Dimensions:

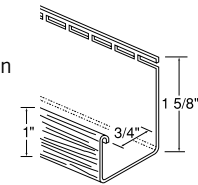
Overall	59 1/8" w x 15" h
Exposed	55 1/2" w x 12" h
Material	Polypropylene
Pieces per carton	10
Approx. sq. ft. per carton	50
Carton weight	45 lbs.
Cubic ft. per carton	3.9



Coordinating Accessories

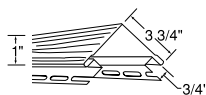
J-Channel 3/4" Opening

Packaged:	500 lin. ft., 40 pcs./carton
Length:	12 ft., 6 in.
Weight:	48 lbs./carton
Material:	Polyvinyl Chloride (PVC)
Finish:	Matte



3 3/4" Outside Corner Post 3/4" Opening

Packaged:	100 lin. ft., 10 pcs./carton
Length:	10 ft.
Weight:	58 lbs./carton
Material:	Polyvinyl Chloride (PVC)
Finish:	Wood Grain



Scalloped Perfection Starter Clip

Packaged:	24 pcs./carton
Weight:	9 lbs./carton
Material:	Coated metal
Use with:	Scalloped Perfection panels, 5 per panel, starter courses only



NAILITE

1111 NW 165th Street
Miami, Florida 33169-5819

www.nailite.com

For more information on Nailite and its wide variety of state-of-the-art products, please call us a 305 620 6200; or fax to 305 623 8227; or write: 1111 NW 165th Street, Miami, Florida 33169-5819