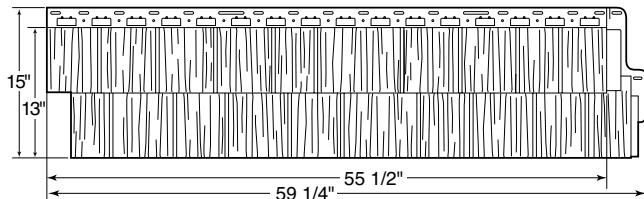


RoughSawn Cedar

Panel And Corner Dimensions

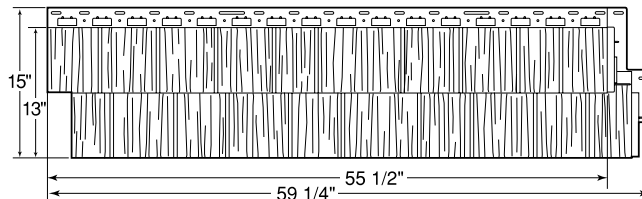
RoughSawn Cedar EZ™



Panel Dimensions for both
RoughSawn Cedar Classic and EZ:

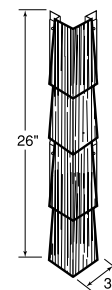
Overall	59 1/4" w x 15" h
Exposed	55 1/2" w x 13" h
Material	Polypropylene
Pieces per carton	10
Approx. sq. ft. per carton	50
Carton weight (Classic)	51 lbs.
Cubic ft. per carton (Classic)	3.5
Carton weight (EZ)	39 lbs.
Cubic ft. per carton (EZ)	3.4

RoughSawn Cedar EZ™



RoughSawn Cedar 90° Outside Corner

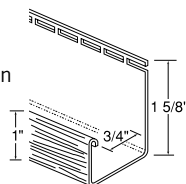
Dimensions, exposed	3" x 3" x 26" h
Material	Polypropylene
Pieces per carton	5
Linear ft. per carton	10.8
Carton weight	6 lbs.
Cubic ft. per carton	1.0



Coordinating Accessories

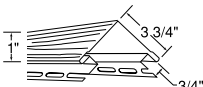
J-Channel 3/4" Opening

Packaged:	500 lin. ft., 40 pcs./carton
Length:	12 ft., 6 in.
Weight:	48 lbs./carton
Material:	Polyvinyl Chloride (PVC)
Finish:	Matte

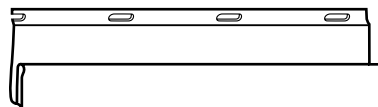


3 3/4" Outside Corner Post 3/4" Opening

Packaged:	100 lin. ft., 10 pcs./carton
Length:	10 ft.
Weight:	58 lbs./carton
Material:	Polyvinyl Chloride (PVC)
Finish:	Wood Grain



Universal Starter Strip



Packaged:	250 lin. ft., 25 pcs./carton
Length:	10 ft.
Weight:	39 lbs./carton
Material:	Galvanized steel

NAILITE

1111 NW 165th Street
Miami, Florida 33169-5819

www.nailite.com

For more information on Nailite and its wide variety of state-of-the-art products, please call us a 305 620 6200; or fax to 305 623 8227; or write: 1111 NW 165th Street, Miami, Florida 33169-5819